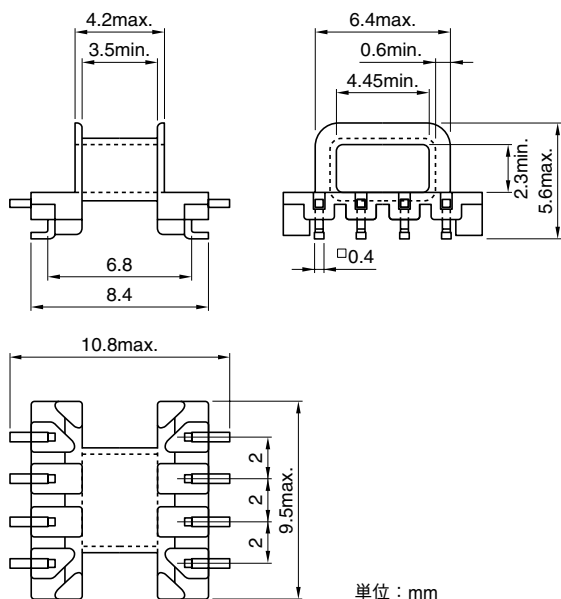


形状・寸法

Shapes and dimensions

BPA9AD8 type

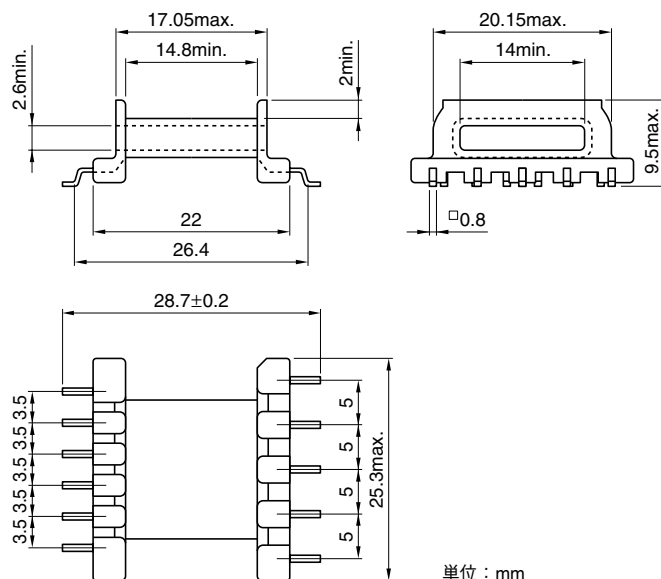


単位：mm

Terminal	コア方向*	適合コア
Pin dimensions(mm)	No. of pins	Core direction
□0.4×0.2	4-4	H (SMD type)
		EEPA-9A

*H=横使用 Horizontal use

BPA25BP11 type


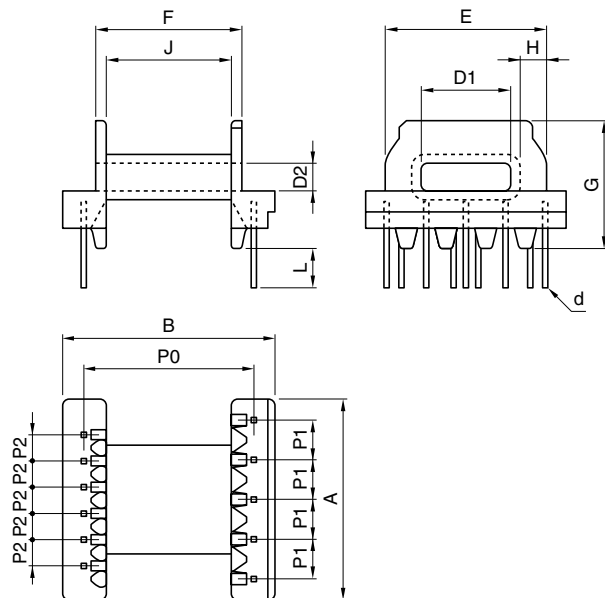


単位：mm

Terminal	コア方向*	適合コア
Pin dimensions(mm)	No. of pins	Core direction
□0.8×0.2	5-6	H (SMD type)
		EEPA-25B

*H=横使用 Horizontal use

BPA19AP11, BPA25AP11, BPA26AP11 and BPA27AP11 types



品名 Part No.	寸法 Dimensions(mm)														No. of terminal pins	コア方向*2 Core direction	適合コア Applied core
	A max.	B max.	D1*1 min.	D2*1 min.	E*1 max.	F*1 max.	G max.	H min.	J min.	P1	P2	P0	d	L			
BPA19AP11	19.3	20.4	8.75	2.7	15.6	14.0	12.3	2.5	12.0	3.75	2.5	16.25	□0.49	3.9	5-6	H	EEPA-19A
BPA25AP11	25.3	25.0	11.8	4.3	20.6	17.3	16.7	3.1	14.6	5.0	3.75	20.0	ø0.8	3.9	5-6	H	EEPA-25A
BPA26AP11	26.1	29.7	12.2	4.8	20.2	21.4	16.6	3.1	18.8	5.0	3.75	25.0	ø0.8	3.9	5-6	H	EEPA-26T
BPA27AP11	27.2	32.2	13.4	4.3	21.6	23.2	16.7	2.8	20.6	5.0	3.75	27.5	ø0.8	3.9	5-6	H	EEPA-27A

*1コア勘合面 *2H=横使用 Horizontal use